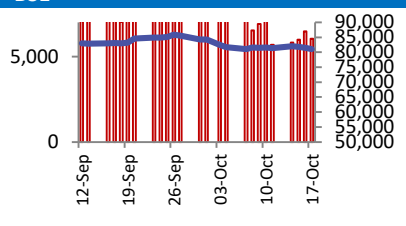
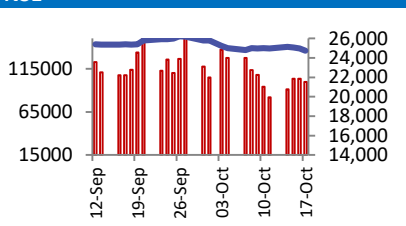


BSE		NSE																													
	<table border="1"> <tr><td>Open</td><td>81758</td></tr> <tr><td>High</td><td>81781</td></tr> <tr><td>Low</td><td>80906</td></tr> <tr><td>Close</td><td>81007</td></tr> <tr><td>Change</td><td>-495</td></tr> <tr><td>Volume (Lacs)</td><td>7506</td></tr> <tr><td>Turnover (Rs.inCr)</td><td>6045</td></tr> </table>	Open	81758	High	81781	Low	80906	Close	81007	Change	-495	Volume (Lacs)	7506	Turnover (Rs.inCr)	6045		<table border="1"> <tr><td>Open</td><td>25027</td></tr> <tr><td>High</td><td>25030</td></tr> <tr><td>Low</td><td>24729</td></tr> <tr><td>Close</td><td>24750</td></tr> <tr><td>Change</td><td>-221</td></tr> <tr><td>Volume(Lacs)</td><td>28867</td></tr> <tr><td>Turnover(Rs.in Cr)</td><td>99898</td></tr> </table>	Open	25027	High	25030	Low	24729	Close	24750	Change	-221	Volume(Lacs)	28867	Turnover(Rs.in Cr)	99898
Open	81758																														
High	81781																														
Low	80906																														
Close	81007																														
Change	-495																														
Volume (Lacs)	7506																														
Turnover (Rs.inCr)	6045																														
Open	25027																														
High	25030																														
Low	24729																														
Close	24750																														
Change	-221																														
Volume(Lacs)	28867																														
Turnover(Rs.in Cr)	99898																														

World Markets	Current	Previous	Pt. Chg	Var(%)
Dow	43239	43078	161	0.4%
Dow Futures	43488	43511	(23)	-0.1%
Nasdaq	18374	18367	7	0.0%
FTSE	8385	8329	56	0.7%
Nikkei	39058	38911	147	0.4%
Hang Seng	20299	20079	220	1.1%
Gift Nifty	24724	24759	(35)	-0.1%
Straits Singapore	3633	3625	7	0.2%
South Korea	2598	2609	(11)	-0.4%
Taiwan	23617	23054	563	2.4%
Shanghai	3205	3169	36	1.1%

Commodity Prices	Current	Previous	Pt. Chg	Var(%)
Copper (\$/MT)	9516	9559	(42.5)	-0.4%
Alumin (\$/MT)	2554	2584	(30.5)	-1.2%
Zinc (\$/MT)	3052	3053	(0.5)	0.0%
Brent Crude (\$/bbl)	74.7	74.5	0.2	0.3%
Gold (\$/Ounce)	2710	2693	17.4	0.6%
Silver (\$/Ounce)	32.1	31.7	0.4	1.1%
Light Crude (\$/bbl)	71.0	70.7	0.3	0.5%
N G (\$/mmbtu)	2.4	2.3	0.0	0.1%
Sugar (\$/MT)	573.0	571.4	1.6	0.3%
Rubber (Rs./kg)	195.0	196.0	(1.0)	-0.5%
Baltic Dry Index	1594	1676	(82.0)	-4.9%

Currency Exchange Rate	Current	Previous	Var(%)
Rs./\$ rate	84.07	84.00	0.08%
Rs./ Euro	91.30	91.52	-0.24%
Rs./Chinese Yuan	11.81	11.80	0.08%
Yen /\$ rate	149.95	150.21	-0.17%
\$ US/Euro	1.08	1.08	0.07%

Dollar Index	Current	Previous	Var(%)
Dollar Index	105.26	105.28	-0.02%

Support/ Resistance Levels for Today		
	Nifty	Bank Nifty Fut
Support 1	24640	51250
Support 2	24500	51000
Resistance	24870	51750

Securities in Ban For Trade	
CHAMBLFERT	IDFCFIRSTB
GNFC	MANAPPURAM
GRANULES	PNB
HINDCOPPER	RBLBANK
SAIL	IEX
NATIONALUM	TATACHEM
BANDHANBNK	LTF

### Market Review

**US:** US stock market ended higher on Thursday after strong retail sales data, with the Dow Jones registering its fourth record close in the last five sessions.

**Asia:** Asian indices were mixed at open as investors assessed economic data from China and Japan.

**India:** India's benchmark equity indices extended losses for the third straight session to record their lowest closing in nearly two months on Thursday as some of the quarterly results of key companies failed to impress the market. **Market is expected to open gap down and likely to witness selling pressure during the day.**

**Global economy:** The Chinese economy grew as expected in the third quarter, gross domestic product data showed on Friday, although the economy's pace of growth remained below Beijing's annual target. Chinese GDP grew 4.6% year-on-year in the three months to September 30 in line with expectations but slowing from the 4.7% seen in the prior quarter. GDP grew 0.9% quarter-on-quarter, slightly missing expectations of 1%. This brought year-to-date GDP growth to 4.8%, still below Beijing's 5% annual target. Beijing announced a string of stimulus measures in the past three weeks, marking China's most concentrated efforts yet to shore up sluggish economic growth. Japan's core inflation slowed in September due to the rollout of energy subsidies but an index excluding the effect of fuel held steady, a sign that broadening price pressure will keep the central bank on track to raise interest rates further. The data will be among factors the Bank of Japan will scrutinize at this month's policy meeting, when the board releases fresh quarterly growth and price forecasts. The core consumer price index, which includes oil products but excludes fresh food prices, rose 2.4% in September from a year earlier, data showed on Friday, compared with a median market forecast for a 2.3% gain.

**Commodities:** Oil prices firmed on Friday but were on track to end the week lower, as weaker U.S. employment data raised concerns over the health of the world's largest oil consumer, and renewed ceasefire talks in Gaza eased worries about supply.

Gold held steady near a record high on Friday, as uncertainty surrounding the U.S. election, simmering Middle East tensions and a looser monetary policy environment boosted its appeal.

**Currency:** The dollar headed for a third weekly gain in a row on Friday, helped by a dovish European Central Bank and strong U.S. data that is pushing out expectations for how fast U.S. rates can fall, particularly if Donald Trump wins the presidency.

FII Derivative Transactions (Rs. Cr)

Contracts	Purchase		Sell		Net	Open Interest (OI)		OI (Previous day)		Change	
	Contract	Value	Contract	Value	Value	Contract	Value	Contract	Value	Contract	Value
Index Future	41110	2752	42826	2885	(133)	498578	33186	508656	34136	(10078)	(950)
Index Option	42701735	2735868	42808684	2740823	(4955)	4981269	333300	6121842	398568	(1140573)	(65268)
Stock Future	390737	31014	384599	30748	266	4383846	340230	4359588	344032	24258	(3802)
Stock Option	817291	66210	782424	63394	2816	1125040	87897	1112885	88317	12155	(420)
<b>Total</b>	<b>43950873</b>	<b>2835844</b>	<b>44018533</b>	<b>2837850</b>	<b>(2006)</b>	<b>10988733</b>	<b>794613</b>	<b>12102971</b>	<b>865053</b>	<b>(1114238)</b>	<b>(70440)</b>

FII All Activity-BBG (Rs Cr)	Buy	Sell	Net
10-Oct-24	10098	14835	(4737)
11-Oct-24	6545	10576	(4031)
14-Oct-24	10109	13668	(3558)
15-Oct-24	16631	18165	(1534)
16-Oct-24	15989	18553	(2564)
<b>Month to date- Oct</b>	<b>148532</b>	<b>212504</b>	<b>(63971)</b>
FII (Prov.) (Rs Cr)	Buy	Sell	Net
11-Oct-24	6220	10382	(4163)
14-Oct-24	9364	13096	(3732)
15-Oct-24	16098	17847	(1749)
16-Oct-24	14466	17902	(3436)
17-Oct-24	9721	17143	(7421)
<b>Month to date-Oct</b>	<b>157405</b>	<b>232137</b>	<b>(74732)</b>
DII (Prov.) (Rs. Cr)	Buy	Sell	Net
11-Oct-24	11907	8176	3731
14-Oct-24	11598	9319	2278
15-Oct-24	13229	11574	1655
16-Oct-24	13432	11176	2256
17-Oct-24	16817	11837	4980
<b>Month to date-Oct</b>	<b>198561</b>	<b>129600</b>	<b>68961</b>
FII Debt - BBG (Rs. Cr)	Buy	Sell	Net
10-Oct-24	1446	2360	(914)
11-Oct-24	2569	2191	378
14-Oct-24	1423	2099	(676)
15-Oct-24	2152	1477	676
16-Oct-24	1210	1600	(390)
<b>Month to date- Oct</b>	<b>30429</b>	<b>33398</b>	<b>(2969)</b>

Market Breadth	BSE		NSE	
	No.	%	No.	%
Advance	1219	30%	671	24%
Decline	2754	68%	2065	74%
Unchanged	91	2%	56	2%

Market Turnover	17-Oct	16-Oct	Var (%)
BSE Cash	6045	6474	-7%
NSE Cash	99898	103521	-3%
NSE Futures	150284	119064	26%
NSE Options	43281933	53275336	-19%
<b>Total (Rs.Cr)</b>	<b>43538161</b>	<b>53504396</b>	<b>-19%</b>

Volatility Index	17-Oct	16-Oct
Volatility Index	13.39	13.05

Index PE - TTM	17-Oct	Yr. High	Yr. Low
Sensex	23.8	26.0	21.8
Nifty	23.3	28.8	20.3

Corporate News

**Adani Enterprises To Use Rs 4,200 Crore Raised Through QIP For Capex, Debt Repayment**

Adani Enterprises Ltd. on Thurs said that the proceeds from the completion of its QIP will be utilised for "funding capital expenditure, debt repayment and general corporate purposes". The company allocated more than 1.41 cr equity shares at an issue price of Rs 2,962 per share via the QIP. (NDTV)

**Zydus Lifesciences Gets US FDA Approval To Manufacture Fludrocortisone Acetate Tablets**

Zydus Lifesciences Ltd. announced on Thurs that the company has received final nod from the United States Food and Drug Administration to manufacture Fludrocortisone Acetate tablets USP, 0.1 mg. The drug will be produced at the company's manufacturing site at Moraiya, Ahmedabad. Fludrocortisone acetate tablets had annual sales of \$19.9 million in the United States. (NDTV)

**Reliance Brands and Mothercare form new joint venture for South Asia**

Mothercare, a global specialist in products for parents and young children, and RBL UK, a wholly-owned subsidiary of Reliance Brands, on Thurs announced the formation of a new JV that will own the Mothercare brand and its intellectual property assets related to the regions of India, Nepal, Sri Lanka, Bhutan, and Bangladesh. RBL UK will hold a 51% stake in the JV, while Mothercare Global Brand will retain the remaining 49% interest. (BS)

Economy

**India extends first-ever rupee-denominated line of credit; Mauritius gets Rs 487 crore**

India has extended a new line of credit amounting to Rs 487.60 cr to the government of Mauritius for financing of a water pipeline replacement project, the Ministry of External Affairs said on Thursday. "This is the first-ever rupee-denominated Line of Credit to have been extended by India for project financing to any country under the IDEAS," the ministry said. (ET)

International

**US probes TSMC over potential links to China's Huawei**

The U.S. Commerce Department has launched a probe into TSMC over whether the chipmaking giant breached export rules by making smartphone or artificial intelligence chips for China's Huawei. The Information reported on Thurs. The department had contacted TSMC in recent weeks to enquire over any production for Huawei, the report said. TSMC said in a mailed statement it is a "law abiding company," and that it has processes in place to ensure compliance. (Inv)

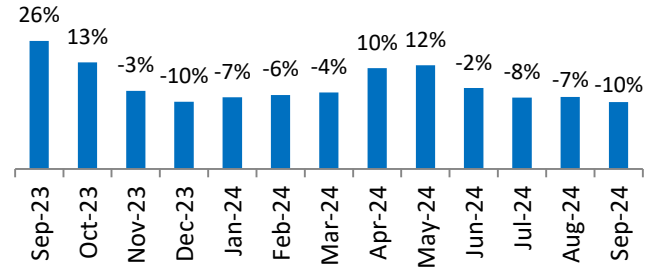
Top 5 Nifty Gainers	17-Oct	16-Oct	Var(%)
INFY	1968	1920	2.5%
TECHM	1699	1660	2.3%
POWERGRID	331	327	1.2%
LT	3570	3533	1.1%
SBIN	811	805	0.7%
Top 5 Nifty Losers	17-Oct	16-Oct	Var(%)
BAJAJ-AUTO	10119	11617	-12.9%
SHRIRAMFIN	3259	3390	-3.9%
NESTLEIND	2379	2462	-3.4%
M&M	2965	3068	-3.4%
HEROMOTOCO	5217	5398	-3.3%

BSE Index Watch	Last	1 day	1 wk	1 mth	1 yr
SENSEX	81007	-0.6%	-0.7%	-2.3%	23.0%
MIDCAP	47845	-1.6%	-0.8%	-2.1%	48.4%
SMLCAP	56589	-1.4%	0.4%	-0.6%	47.1%
AUTO	56782	-3.5%	-5.3%	-2.5%	51.4%
BANKEKX	58259	-0.9%	-0.6%	-2.6%	18.0%
Capital Goods	71818	-0.7%	0.4%	-1.3%	50.5%
FMCG	22371	-1.6%	-1.1%	-4.9%	17.8%
Health Care	44146	-1.1%	0.2%	0.9%	55.8%
IT	43138	1.1%	1.3%	1.2%	34.4%
METAL	32604	-1.3%	-1.9%	2.9%	38.5%
Oil & Gas	29727	-1.5%	-0.8%	-2.4%	56.4%
Power	8279	-1.5%	-2.0%	-0.7%	83.1%
Realty	8157	-3.8%	-0.4%	-1.8%	68.3%

NSE USD Futures	17-Oct	16-Oct	Var (%)
Oct Expiry (Rs./\$)	83.97	83.97	0.0%
Nov Expiry (Rs./\$)	84.21	84.21	0.0%
Total Turnover (Rs. Crore)	4185	3122	34%

Sectors	TTM PE
Auto	34.39
Auto Ancillary	54.85
Banking	14.59
Engineering	43.28
Cement	82.25
Diamonds & Jewellery	53.67
Housing Finance	26.98
Infrastructure & Const	35.23
Metals-Aluminium	36.9
Metal – Steel	20.55
Oil Expl.	17.78
Pharma	11.58
Power – Gen. Supp.	47.46
Information Tech.	27.51
Sugar	23.4
Telecom Serv. Prov.	88.73
Tyres	27.85

**Ashok Leyland Monthly Volume Growth (YoY)**  
(Source: Company data)



10 year G-Sec Yield	Current	Previous	Change
<b>US</b>	4.09%	4.09%	0 bps
<b>Japan</b>	0.98%	0.97%	1 bps
<b>India</b>	6.78%	6.77%	1 bps
<b>UK</b>	4.09%	4.06%	3 bps
<b>Libor 3 Mths</b>	4.85%	4.85%	(0) bps

Indian Eco Data	Current	Previous	Var(%)
Forex Reserve (US\$ in bn)	654	652	0.3%
Inflation - WPI	1.84%	1.31%	53 bps
Inflation - CPI	5.49%	3.65%	184 bps

India GDP	Q1FY25	Q4FY24	Var(%)
Growth	6.70%	7.76%	(106)bps

Monetary Policy	Current	Previous	Change
Repo Rate	6.50%	6.50%	0 bps
Reverse Repo Rate	3.35%	3.35%	0 bps
CRR	4.50%	4.50%	0 bps
O/S Banking System Liquidity (Rs bn)	1678	1584	93.7

IIP Growth %	Aug-24	Aug-23	Apr-Feb
IIP	-0.1	10.9	4.3
Capital Goods	0.7	13.1	3.6
Mining	1.0	10.0	4.1
Manufacturing	-3.7	15.3	6.6
Electricity	-4.3	12.3	5.1



**Bulk Deal As On 17/10/24**

**BSE**

Security Code	Security Name	Client Name	Deal	Quantity	Price
543499	ACHYUT	FLYONTRIP SERVICES PRIVATE LIMITED	S	87750	65
539506	ADCON	YOGESHGOVINDJOSHI	B	1835000	1.04
540135	ARCFIN	ASHOKKUMARGAUTAM	B	3000000	1.93
537069	ARNOLD	SULOCHANA KISHORE TOSHNIWAL	S	183094	54
537069	ARNOLD	VALLABH RATHI HUF	B	132200	54
544183	ASSOCIATED	BONANZA PORTFOLIO LIMITED	S	8000	226.33
544183	ASSOCIATED	RADHE SHYAM	S	6000	224.99
544183	ASSOCIATED	RADHE SHYAM	B	7000	224.94
544183	ASSOCIATED	SALIKRAMVIJENDRATIWARI	S	10000	226.74
544183	ASSOCIATED	SALIKRAMVIJENDRATIWARI	B	8000	222.93
544183	ASSOCIATED	SETU SECURITIES PVT. LTD.	S	20000	225.76
544183	ASSOCIATED	SETU SECURITIES PVT. LTD.	B	20000	214.05
544183	ASSOCIATED	SHAGUFTA INVESTMENT PVT LTD	S	26000	226.46
544183	ASSOCIATED	SHUBHAM KUMAR	S	14000	226.32
544183	ASSOCIATED	SHUBHAM KUMAR	B	12000	225.66
540829	CHANDRIMA	SATISH PURUSHOTTAM PASEBAND	B	15704	47.01
538868	CSL	F3 ADVISORS PRIVATE LIMITED	S	250000	16.22
538868	CSL	F3 ADVISORS PRIVATE LIMITED	B	250000	16.61
538868	CSL	GREEN PEAKS ENTERPRISES LLP	S	180266	16.59
538868	CSL	GREEN PEAKS ENTERPRISES LLP	B	125410	16.37
540936	GGL	VIVID MERCANTILE LIMITED .	B	220480	7.9
505336	HARSHILAGR	HIREN BHAILAL PATEL	S	500000	9.85
505336	HARSHILAGR	HIREN BHAILAL PATEL	B	715552	9.85
505336	HARSHILAGR	MULTIPLIER SHARE & STOCK ADVISORS PRIVATE LIMITED	S	1500000	9.84
505336	HARSHILAGR	SKSE SECURITIES LIMITED CORP CM/TM PROP A/C	B	750850	9.84
532041	HINDBIO	MULTIPLIER SHARE & STOCK ADVISORS PRIVATE LIMITED	B	53601	11.09
509895	HINDMILL	MANJU GAGGAR	B	11959	231.17
539449	IGCIL	ARJAVI HEMANTBHAI BHOOT	S	17100	34.26
539449	IGCIL	B RAKESH CHORDIA	S	34300	36.15
539449	IGCIL	DHANANJAY RAMESH SHAH HUF	B	15000	35.9
539449	IGCIL	GAYATHIRIRADHAKRISHNAN	S	20325	36.31
539449	IGCIL	HARSH VIMAL MEHTA	S	5500	35
539449	IGCIL	HARSH VIMAL MEHTA	B	12000	35.91
539449	IGCIL	KAUSHAL P MISTRY	B	15000	36.47
539449	IGCIL	SHEETAL HARIDAS BHANUSHALI	B	15000	36.33
544160	JAYKAILASH	OM PRAMILA STOCKS PRIVATE LIMITED	B	174400	85.2
515059	MADHUDIN	MANJU GAGGAR	B	48145	68.16
539519	MAYUKH	ARYAFIN-TRADE SERVICES INDIA PRIVATE LIMITED	S	301450	8.7
539519	MAYUKH	JR SEAMLESS PRIVATE LIMITED	B	610000	8.72
535910	MMLF	SRESTHA FINVEST LIMITED	S	776309	15.56
535910	MMLF	SRESTHA FINVEST LIMITED	B	906245	15.53
540198	OSIAJEE	MANISH KUMAR	B	159454	46.81
540198	OSIAJEE	NIVL ADVISORS PRIVATE LIMITED	S	109454	47.89
540198	OSIAJEE	NIVL IT SERVICES PRIVATE LIMITED	S	72100	38.84
540198	OSIAJEE	URJA INVESTMENT PRIVATE LIMITED	B	92136	48.16
531395	PADAMCO	HARDIK JAWAHARBHAI MEHTA	B	25000	141.5
531395	PADAMCO	MULTIPLIER SHARE & STOCK ADVISORS PRIVATE LIMITED	B	50000	141.5
531395	PADAMCO	RAJEV GUPTA	S	100000	141.5
541444	PALMJEWELS	KUSHALRAJ BASTHIMAL	S	62512	30.29

530095	PRADHIN	AVIRAJ FINCAP LLP	B	44540	44
530095	PRADHIN	HITESH SINGH	B	20000	45.96
530095	PRADHIN	JESINGBHAI JIVABHAI CHAUDHARI	S	106898	42.57
530095	PRADHIN	RUCHIRA GOYAL	B	39242	41.51
539669	RGF	PRAMODKUMARI	S	800000	0.67
544257	SAFE	TRILOK CHAND	S	45000	69.75
543515	SEML	HEENA JAYESH KHANDHAR	S	97500	62.95
540132	SIIL	ACHINTYA SECURITIES PVT. LTD.	S	216966	22.41
540132	SIIL	DIGISH RAMESH PANDIT HUF	B	45000	22.41
540132	SIIL	MULTIPLIER SHARE & STOCK ADVISORS PRIVATE LIMITED	B	50000	22.41
531169	SKPSEC	CREDWYN HOLDINGS INDIA PRIVATE LIMITED	S	34200	262.51
540914	SRUSTEELS	BHAVIKABEN SANDIPKUMAR SHAH	S	470321	8.8
540914	SRUSTEELS	BRIJESH JAYSUKHBHAI SAVANI	S	358316	8.5
540914	SRUSTEELS	BRIJESH JAYSUKHBHAI SAVANI	B	250500	8.59
540914	SRUSTEELS	DREAM DEAL ENTERPRISE	S	1500000	8.82
540914	SRUSTEELS	GITABEN MAFATLAL SHAH	S	470321	8.82
540914	SRUSTEELS	MANYA SANDIPKUMAR SHAH	S	470321	8.8
540914	SRUSTEELS	MONEYPLANT GOLD & JEWELLERY TRADING L.L.C	B	3500000	8.82
540914	SRUSTEELS	MULTIPLIER SHARE & STOCK ADVISORS PRIVATE LIMITED	S	500000	7.96
540914	SRUSTEELS	MULTIPLIER SHARE & STOCK ADVISORS PRIVATE LIMITED	B	500000	7.96
540914	SRUSTEELS	NAMRA NIRAVKUMAR SHAH	S	470321	8.8
540914	SRUSTEELS	NIRAVKUMAR BHIMRAJI SHAH	S	470321	8.82
540914	SRUSTEELS	SACHIN GOVINDLAL MODI	B	300000	8.5
540914	SRUSTEELS	SANDIPKUMAR MAFATLAL SHAH	S	470321	8.82
540914	SRUSTEELS	SAROJ GUPTA	B	3500000	8.8
540914	SRUSTEELS	SHREE SADGURU INVESTMENTS	S	336816	7.98
540914	SRUSTEELS	SHREE SADGURU INVESTMENTS	B	313636	8.12
540914	SRUSTEELS	SRESTHA FINVEST LIMITED	S	1285340	8.08
540914	SRUSTEELS	SRESTHA FINVEST LIMITED	B	343942	8.14
540914	SRUSTEELS	SWEETY RAKESHKUMAR SHAH	S	470321	8.8
540914	SRUSTEELS	VIDYABEN BHIMRAJ SHAH	S	470321	8.82
540914	SRUSTEELS	VINITABEN PINKESHKUMAR SHAH	S	470321	8.82
539026	SSPNFIN	DIPIKA NIKET RAUT	B	32000	8.15
539026	SSPNFIN	ESPS CAPITAL ADVISORS PVT LTD	S	64000	8.15
539026	SSPNFIN	KUSUMBEN KESRICHAND CHOKSHI	B	36000	8.16
511700	STANCAP	DOLFIN MERCHANTS PRIVATE LIMITED	S	27658727	1.08
511700	STANCAP	DYS ROYALS PRIVATE LIMITED	S	62154263	1.11
538733	STARLIT	PCM POWER GENERATION PRIVATE LIMITED	S	86686	2.45
531432	SYTIXSE	DREAMBULLS PARTNERS PRIVATE LIMITED	S	30135	9.19
531432	SYTIXSE	DREAMBULLS PARTNERS PRIVATE LIMITED	B	1500	9.5
542765	TRANSPACT	CONSOLIDATED SPECIALITY SERVICES PRIVATE LIMITED	S	12500	200
542765	TRANSPACT	NRUPINI JAYESH MEHTA	B	7000	199.71
542765	TRANSPACT	RAJARAMCHOUDHARY	B	2000	201.5
542765	TRANSPACT	YELLOWSTONE VENTURES LLP	B	5500	200.45
540726	TTFL	RAHUL GANJIDHAR MORE	B	57000	74.89
532378	UNIVARTS	SARLA ASHOK SARAOGI	S	68000	5.26
512063	WARDHEALTH	AALEKH PRAKASH SHAH	S	2000	18.9
511012	YAMNINV	SETU SECURITIES PVT. LTD.	S	4100000	1.54
511018	ZMILGFIN	ANILKUMAR PUGALIA(HUF)	B	121000	40
511018	ZMILGFIN	CHANDRA SHEKHAR	S	887534	40.08
511018	ZMILGFIN	GAJANAND JASHWANTBHAI TAILOR	B	125000	40
511018	ZMILGFIN	NITESH KANWARLAL CHOPRA HUF	S	1038111	40.09
511018	ZMILGFIN	NIVL ADVISORS PRIVATE LIMITED	S	256000	40.02
511018	ZMILGFIN	RAKESHBHAI POPATBHAI TEJAANI	B	125000	40.78
511018	ZMILGFIN	SANDEEP KUMAR AGARWAL	S	162183	40.33
511018	ZMILGFIN	SAROJ GUPTA	S	137000	40
511018	ZMILGFIN	SOMNATH SURESHBHAI PATIL	B	125000	40

NSE

Security Code	Security Name	Client Name	Deal	Quantity	Price
ARISTO	Aristo Bio T and Lifesc L	SUNIL MURLIMANO HAR KABRA	BUY	68800	93.58
ATALREAL	Atal Realtech Limited	EMERALD COMMERCIAL LIMITED	SELL	5412122	9
ATALREAL	Atal Realtech Limited	NALIN V SHAH	BUY	1000000	9
ATALREAL	Atal Realtech Limited	NVS BROKERAGE PVT LTD	BUY	1000000	9
ATALREAL	Atal Realtech Limited	VENKATESHWARA INDUSTRIAL PROMOTION CO.LIMITED	SELL	768123	9
ATALREAL	Atal Realtech Limited	VISHAL MAHESH WAGHELA	BUY	2212000	9
COMSYN	Commercial Syn Bags Ltd	YOGESHKUMAR RASIKLAL SANGHAVI	SELL	200000	63.5
CMRSL	Cyber Media Res & Ser Ltd	ABHINAV ASHOK SHRIRAO	BUY	18400	132.33
ESFL	Essen Speciality Films L	MULTIPLIER SHARE & STOCK ADVISORS PRIVATE LIMITED	BUY	150600	653
GATECHDVR	GACM Technologies Limited	CHANDAN CHAURASIYA	SELL	750000	0.97
GATECH	GACM Technologies Limited	NNM SECURITIES PVT LTD	BUY	6000000	0.82
GATECH	GACM Technologies Limited	RAJESHKUMAR BABULAL CHAUDHARY	SELL	15263190	0.76
GATECH	GACM Technologies Limited	SHUBHAM ASHOKBHAI PATEL	BUY	9339072	0.82
INFOLLION	Infollion Research Ser L	AJAY KUMAR AGGARWAL	BUY	49600	361.9
KAMOPAINTS	Kamdhenu Ventures Limited	TIRUPATI FINCORP LIMITED	SELL	1800000	24.66
KRITIKA	Kritika Wires Limited	REMAC DISTRIBUTORS PRIVATE LIMITED .	SELL	1744209	13.56
KSHITIJPOL	Kshitij Polyline Limited	YMD FINANCIAL CONSULTANCY PRIVATE LIMITED	SELL	1065000	6.4
MHHL	Mohini Health&Hygiene Ltd	ANANTHARAMAKRISHNA P	SELL	97500	54.52
MRO-TEK	MRO-TEK Realty Ltd	JITENDRA MOHANDAS VIRWANI	SELL	136032	90.34
NARMADA	Narmada Agrobases Limited	DARSHAN ORNA LIMITED	SELL	130000	15.22
NARMADA	Narmada Agrobases Limited	VIVID MERCANTILE LIMITED .	SELL	81319	15.42
NARMADA	Narmada Agrobases Limited	YOGESHBHAI NAGINLAL BADANI	BUY	100000	15.21
PRANIK	Pranik Logistics Limited	INDUS COSMECEUTICALS PRIVATE LIMITED	BUY	100800	79
PRANIK	Pranik Logistics Limited	ISHAAN TRADEFIN LLP	BUY	94400	79
PRANIK	Pranik Logistics Limited	ROHAN GUPTA	BUY	192000	80.87
RITZONE	Rite Zone Chemcon Ind Ltd	JR SEAMLESS PRIVATE LIMITED	BUY	22400	59.43
SKIPPERPP	Skipper Limited	AALIDHRA TEXTTOOL ENGINEERS PRIVATE LIMITED	BUY	100000	410.02
SKIPPERPP	Skipper Limited	NANDESHWAR FINTRADE PVT LTD	SELL	180000	401.58
SKIPPERPP	Skipper Limited	TODI SHOBHA DEVI	BUY	135119	403.3
SKIPPERPP	Skipper Limited	TODI UDIT	BUY	70262	399.22
SLONE	Slone Infosystems Limited	RASHMI RANI PAHWA	BUY	40000	158.37
SBGLP	Suratwala Bus Group Ltd	JALIYAN COMMODITY	BUY	2554380	132.64
TECHERA	TechEra Engineer (Ind) L	BHARAT KUMAR SOMCHAND SHAH	SELL	99200	213.56
UMAEXPORTS	Uma Exports Limited	GIRIRAJ STOCK BROKING PRIVATE LIMITED	BUY	200000	109
UMAEXPORTS	Uma Exports Limited	NAVRATRI SHARE TRADING PRIVATE LIMITED .	SELL	200000	109

**Disclosure:**

Research Reports that are published by Nirmal Bang Securities Private Limited (hereinafter referred to as "NBSPL") are for private circulation only. NBSPL is a registered Research Analyst under SEBI (Research Analyst) Regulations, 2014 having Registration no. INH000001766. NBSPL is also a registered Stock Broker with National Stock Exchange of India Limited, BSE Limited, Metropolitan Stock Exchange of India Limited, Multi Commodity Exchange of India Limited and , National Commodity and Derivative Exchange Limited in Capital Market , Equity and Commodities derivatives segments and Currency Derivatives Segment .

NBSPL has other business divisions with independent research teams separated by Chinese walls, and therefore may, at times, have different or contrary views on stocks and markets.

NBSPL or its associates have not been debarred / suspended by SEBI or any other regulatory authority for accessing / dealing in securities Market since last 20 years. NBSPL, its associates or analyst or his relatives do not hold any financial interest (Except Investment) in the subject company. NBSPL or its associates or Analyst do not have any conflict or material conflict of interest at the time of publication of the research report with the subject company. NBSPL or its associates or Analyst or his relatives may or may not hold beneficial ownership of 1% or more in the subject company at the end of the month immediately preceding the date of publication of this research report.

NBSPL or its associates / analyst has not received any compensation / managed or co-managed public offering of securities of the company covered by Analyst during the past twelve months. NBSPL or its associates have not received any compensation or other benefits from the company covered by Analyst or third party in connection with the research report. Analyst has not served as an officer, director or employee of Subject Company. NBSPL / analyst has not been engaged in market making activity of the subject company.

**Analyst Certification:** The research analysts and authors of these reports, hereby certify that the views expressed in this research report accurately reflects my/our personal views about the subject securities, issuers, products, sectors or industries. It is also certified that no part of the compensation of the analyst(s) was, is, or will be directly or indirectly related to the inclusion of specific recommendations or views in this research. The analyst(s) principally responsible for the preparation of this research report and has taken reasonable care to achieve and maintain independence and objectivity in making any recommendations.



**Disclaimer:**

The Research Report is for the personal information of the authorized recipient and does not construe to be any investment, legal or taxation advice. NBSPL is not soliciting any action based upon it. Nothing in the research report shall be construed as a solicitation to buy or sell any security or product, or to engage in or refrain from engaging in any such transaction. In preparing the research report, we did not take into account the investment objectives, financial situation and particular needs of the reader.

The research report has been prepared for the general use of the clients of NBSPL and must not be copied, either in whole or in part, or distributed or redistributed to any other person in any form. If you are not the intended recipient you must not use or disclose the information in the research report in any way. Though disseminated to all the customers simultaneously, not all customers may receive the research report at the same time. NBSPL will not treat recipients as customers by virtue of their receiving the research report. The research report is not directed or intended for distribution to or use by any person or entity resident in a state, country or any jurisdiction, where such distribution, publication, availability or use would be contrary to law, regulation or which would subject NBSPL & its group companies to registration or licensing requirements within such jurisdictions.

The report is based on the information obtained from sources believed to be reliable, but we do not make any representation or warranty that it is accurate, complete or up-to-date and it should not be relied upon as such. We accept no obligation to correct or update the information or opinions in it. NBSPL or any of its affiliates or employees shall not be in any way responsible for any loss or damage that may arise to any person from any inadvertent error in the information contained in the research report. NBSPL or any of its affiliates or employees do not provide, at any time, any express or implied warranty of any kind, regarding any matter pertaining to this report, including without limitation the implied warranties of merchantability, fitness for a particular purpose, and non-infringement. The recipients of the research report should rely on their own investigations.

This information is subject to change without any prior notice. NBSPL reserves its absolute discretion and right to make or refrain from making modifications and alterations to this statement from time to time. Nevertheless, NBSPL is committed to providing independent and transparent recommendations to its clients, and would be happy to provide information in response to specific client queries.

Before making an investment decision on the basis of research report, the reader needs to consider, with or without the assistance of an adviser, whether the advice is appropriate in light of their particular investment needs, objectives and financial circumstances. There are risks involved in securities trading. The price of securities can and does fluctuate, and an individual security may even become valueless. International investors are reminded of the additional risks inherent in international investments, such as currency fluctuations and international stock market or economic conditions, which may adversely affect the value of the investment. Opinions expressed are subject to change without any notice. Neither the company nor the director or the employees of NBSPL accept any liability whatsoever for any direct, indirect, consequential or other loss arising from any use of the research report and/or further communication in relation to the research report. Here it may be noted that neither NBSPL, nor its directors, employees, agents or representatives shall be liable for any damages whether direct or indirect, incidental, special or consequential including lost revenue or lost profit that may arise from or in connection with the use of the information contained in the research report.

Copyright of this document vests exclusively with NBSPL.

Our reports are also available on our website

Registration granted by SEBI and certification from NISM in no way guarantee performance of NBSPL or provide any assurance of returns to investors.

**Nirmal Bang Research (Division of Nirmal Bang Securities Pvt. Ltd.)**

B-2, 301/302, Marathon Innova,  
Opp. Peninsula Corporate Park  
Off. Ganpatrao Kadam Marg  
Lower Parel(W), Mumbai-400013  
Board No. : 91 22 6723 8000/8001  
Fax. : 022 6723 8010